

EDR.Z

Z.Plex* technology depth filter for EDR pre-filtration



features and benefits

- Engineered specifically for protecting Electrodi-
alysis Reversal (EDR) membrane assemblies
- Minimal potential for filter media release due to
unique construction with high strength polypro-
pylene core
- Greater contaminant capacity compared to filters
with equivalent removal efficiency
- Melt blown media traps particles throughout en-
tire filter as opposed to string wound filters
- Bonded interior and exterior ensures no media
migration and prevents premature surface blind-
ing
- Provides lower total cost of filtration operations

applications

- EDR pre-filtration for SUEZ EDR systems and
universal systems

specifications

Table 1: Specifications and performance information

Ratings	5, 10 microns (nominal)
Inner Diameter	1.1 in (2.5 cm)
Outer Diameter	2.5 in (6.4 cm)
Lengths	30 in (76.2 cm) 40 in (101.6 cm)
<i>Longer lengths up to 70 in may be available upon request</i>	
Materials of Construction	
Filter Media	Polypropylene
Adapters	Polypropylene
Elastomer	Buna, EPDM, Silicone, Viton ¹ , Santoprene ¹ (flat gasket only)
Performance Conditions	
Maximum pressure drop:	60 psid (4.1 bar) @ 77°F (25°C) 35 psid (2.4 bar) @ 120°F (49°C)
Recommended change-out pressure drop:	35 psid (2.4 bar) @ 77°F (25°C)

efficiency information

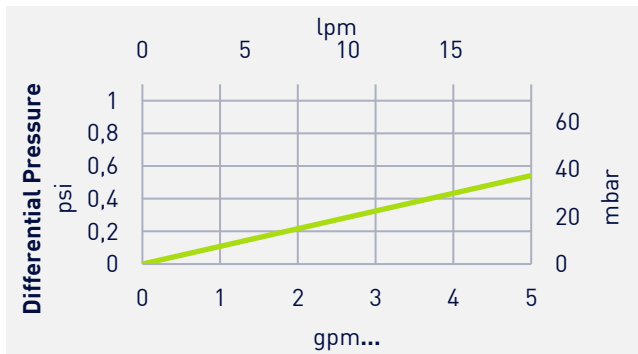
Table 2: Removal efficiency based on a modified ASTM 795 test procedure

Micron Rating	Removal rating (µm) at various efficiencies		
	90.0%	99.0%	99.9%
5 µm	<i>Efficiency of nominal filters varies by applica- tion. See note for information on nominal filter efficiency³</i>		
10 µm			

Find a contact near you by visiting www.suezwatertechnologies.com and clicking on "Contact Us."

*Trademark of SUEZ; may be registered in one or more countries.

©2019 SUEZ. All rights reserved.



Graph 1: EDR.Z clean water flow rate based on a 10 in length filter

quality

EDR.Z filters are manufactured under a quality management system that has been certified to meet ISO 9001 standards. Each filter is assigned a lot code to ensure traceability of the data and materials used in the manufacturing process.

certifications

- U.S. FDA 21CFR 177 food contact requirements
- NSF 61 Criteria
- ISO 9001 Criteria

SUEZ filter cartridges are designed and manufactured for resistance to a wide range of chemical solutions. Conditions will vary with each application and users should carefully verify chemical compatibility. Please contact your SUEZ representative for more information.









ordering information

Replace the numbers with your desired values from each column. Columns 3, 4, and 5 are optional depending on the desired configuration.

Example: EDR.Z 10-40-XX



Table 3: Ordering information

	1	2	3	4	5
Type	Micron Rating (nominal)	Cartridge Length	End #1 Adapter	End #2 Adapter	Elastomer Material
EDR.Z	05 = 5 µm 10 = 10 µm	30 in (76.2 cm) 40 in (101.6 cm) <i>Longer lengths up to 70 in may be available upon request</i>	 L = Extended Core  X = Standard Plain End (no gasket)  Y = Flat Gasket	 H = Fin  K = Self Seal Spring  S = Solid End  X = Standard Plain End (no gasket)  Y = Flat gasket	B = Buna E = EPDM P = Santoprene ² (flat gasket only) S = Silicone V = Viton ¹

¹Viton is a registered mark of DuPont

² Santoprene is licensed to Advanced Elastomer Systems, L.P.

³Absolute-rated filters have been designed and tested to reject at least 99% of particles of the listed micron size. Nominal-rated filters have a wider distribution of pore sizes and therefore a wider distribution of rejected particle sizes. The nominal rating is primarily used to compare efficiencies across a filter family and between filter manufacturers. Efficiency is dependent on particle shape, size, composition, application, and testing protocol.

